

EDISON GATE ACADEMY  
OMSD

# COFFEE WITH THE PRINCIPAL

2024 - 2025

ALL MEETINGS AT 8:30 AM IN ROOM 5

**SEPTEMBER 12, 2024**

**OCTOBER 10, 2024**

**NOVEMBER 7, 2024**

**JANUARY 16, 2025**


**FEBRUARY 13, 2025**

**MARCH 13, 2025**

**APRIL 10, 2025**

SPANISH TRANSLATION IN PERSON ONLY

ZOOM LINK:  
[HTTPS://OMSD.ZOOM.US/J/9211616225](https://omsd.zoom.us/j/9211616225)



# SCHOLASTIC BOOK FAIR

## Create a **Book Fair eWallet** for cash-free shopping.

**Convenient and secure, eWallet lets your child choose books they want to read.**

Plus, you can share your eWallet link so friends and family can help your child find even more to read. **Unspent funds from a past Fair?** To transfer them to this Fair, log in to your Scholastic account and create a new eWallet—then your previous balance will be available to transfer as an eGift Card.

When you fund an eWallet, you can also contribute to **Share the Fair**, the giving program that **benefits kids in your school** who need help buying new books.



Create account



Add funds



Share link



Your child shops

**Visit our school's Book Fair homepage to get started:**

<https://www.scholastic.com/bf/edisonelementaryschool15>

Name: \_\_\_\_\_

ELA Strategies	Math Strategies	Testing Strategies
<input type="checkbox"/> Reread the text. <input type="checkbox"/> Read for a purpose. Read the question before the passage. <input type="checkbox"/> Look around in the text for vocabulary. <input type="checkbox"/> Lip read the text to help you focus. <input type="checkbox"/> Use the highlighting tool. <input type="checkbox"/> Use the strikeouts tool. <input type="checkbox"/> Take notes on passages. Prewrite. <input type="checkbox"/> Make a graphic organizer when writing. <input type="checkbox"/> Annotate the paragraph. <input type="checkbox"/> Use RACE for writing responses. <input type="checkbox"/> Use spell check.  <input type="checkbox"/> Other: _____  <input type="checkbox"/> Other: _____  	<input type="checkbox"/> SHOW YOUR WORK! <input type="checkbox"/> Fold your scratch paper and organize it per question. <input type="checkbox"/> Circle your answer. <input type="checkbox"/> Make your own conversion chart when you get your scratch paper. <input type="checkbox"/> Draw a tape diagram, an area model, or a picture to help. <input type="checkbox"/> Create a place value chart. <input type="checkbox"/> Write your multiples. Skip count. <input type="checkbox"/> Write out your own multiplication chart. <input type="checkbox"/> Use subtraction to check addition. (STAR CHECK) <input type="checkbox"/> Use multiplication to check division. <input type="checkbox"/> Use the strikeouts tool. <input type="checkbox"/> Use math vocabulary when explaining your ideas.  <input type="checkbox"/> Other: _____  <input type="checkbox"/> Other: _____  	<input type="checkbox"/> Not too fast. Not too slow. Just right. <input type="checkbox"/> Take a mindful minute. <input type="checkbox"/> Take a brain break. <input type="checkbox"/> Read the directions multiple times. <input type="checkbox"/> If the question says, pick 3. YOU PICK 3. (Or whatever number it tells you to mark.) <input type="checkbox"/> If the option choices are squares, there are multiple answers.  <input type="checkbox"/> Other: _____  <input type="checkbox"/> Other: _____  

<Teams and teachers can modify to meet your students' needs.>

<To modify, go to >file >make a copy and then edit.>



# AR Reading Incentives

## Grades 1-6

### ★ **STAR Readers**

Meet your trimester reading goal to earn a teacher incentive. Incentives will be determined by the teachers at each grade level. Students can qualify for teacher incentives each trimester.

### ★ **End of Year Super STAR Readers**

Earn a trip to **John's Incredible Pizza** at the end of the school year based on the amount of words read for the current school year. Here are the minimum requirements for words read per grade level:

**1st** 100,000 words

**2nd** 250,000 words

**3rd** 500,000 words

**4th** 750,000 words

**5th** 1,000,000 words

**6th** 1,500,000 words



# ATTENDANCE COUNTS!

## 2024-2025 ATTENDANCE AWARDS

These awards will be given to students with Perfect Attendance and Exemplary attendance at our trimester awards assemblies. Below are the qualifications for these awards and our Saturday Attendance Make-Up Academy (SMUA) days. (For those students who participate in Zero period, attendance for Zero period will also be counted.)

Perfect Attendance	Trimester 1	Trimester 2	Trimester 3
Days in Trimester	61 Days 8/7/24 - 11/01/24	65 Days 11/4/24 - 2/28/25	54 Days 3/3/25 - 5/22/25
Absences	0	0	0
Tardies / Early Outs	0	0	0
Can I use SMUA? (Saturday Attendance Make-up Academy)	No	No	No

Exemplary Attendance	Trimester 1	Trimester 2	Trimester 3
Days in Trimester	61 Days 8/7/24 - 11/01/24	65 Days 11/4/24 - 2/28/25	54 Days 3/3/25 - 5/22/25
MAX Absences These absences are <b>not</b> made-up via Saturday Attendance Make-up Academy)	1	1	1
Tardies / Early Outs Not Saturday Attendance Make-up Academy Eligible)	1	1	1
Can I use SMUA? (On Absences ONLY)	Yes	Yes	Yes
SMUA Dates (Saturday Attendance Make-up Academy)	09/7/2024 9/28/2024	10/26/24 01/11/2025	2/22/2025 04/26/2025

If you have questions please contact the Outreach Office  
 brandee.meyer@omsd.net or breanna.gonzalez@omsd.net  
 (909) 984-5618



# Learn More About the Program

## HIGH SCHOOL Dual Enrollment Information Sessions

### All Students & Parents/Guardians Welcome!

All high school students are invited to take college courses TUITION-FREE.

### WEBINAR WORKSHOP TOPICS:

- ▶ How to connect with a Dual Enrollment Success Coach
- ▶ Logging onto Canvas
- ▶ Important dates
- ▶ How to obtain your textbook
- ▶ Chaffey community support services
- ▶ How to access your Panther Email
- ▶ How to create an educational plan with a counselor
- ▶ AND MUCH MORE...

### Learn more about information sessions & webinar workshops.

[www.chaffey.edu/dual-enrollment/](http://www.chaffey.edu/dual-enrollment/)



#### FERPA Disclosure:

Chaffey College is bound by the Family Educational Rights and Privacy Act (FERPA) to protect student information. The college requires that the student provide consent to disclose student record information. Photo identification is required to access college resources and services. For more information please visit [www.chaffey.edu/admissions/ferpa.php](http://www.chaffey.edu/admissions/ferpa.php).



## Apply to Chaffey

There are **TWO** parts to the application: (You only need to complete this ONE time!)  
Please read before starting the free Chaffey College application:

**Create a CA Community College user account**  
Once you receive confirmation that an account has been created,  
Please proceed with the second part of the application.

**Apply to Chaffey College**  
Re-enter the information on the Chaffey College application.  
See "Important Reminders" for special considerations.

If **BOTH** parts have been completed correctly, you will receive your 7-digit student ID number via a welcome email from Chaffey College's Admissions and Records Department within 15 minutes.

### YOU ARE READY TO APPLY



#### IMPORTANT REMINDERS:

- Be sure to enter your name and date of birth correctly.  
(Only enter two last names or hyphenated names if you use both names on ALL documents).
- Applicants will receive two emails: a general welcome email and a Dual Enrollment Program email.
- Enter a phone number where you can be contacted
- Select high school from dropdown, **DO NOT** choose "Other" and type name
- **SSN numbers are not needed on the application**
- If you are a **graduating 8th grader** (incoming 9th grader), please list the high school you **WILL BE** attending in fall. Do not leave high school blank.
- Use a personal email address.  
(Not a school or parent's email address)
- Under "Educational Status" select **"Attending high school and college at the same time"**

For questions and support, please  
contact Admissions and Records:  
[kiotic.mnd@chaffey.edu/kiotic.php/home/82](mailto:kiotic.mnd@chaffey.edu/kiotic.php/home/82)

Note: All 7-digit Chaffey College  
student ID numbers begin with the  
number "0" and contain no letters or spaces.



Accrediting Commission for  
Community and Junior Colleges  
Western Association of  
Schools and Colleges

TIP: Students who do not receive  
their student ID number within 15  
minutes may have a verification  
hold. Please contact Admissions  
and Records.

# HSP and HSPFLEX ENROLLMENT PROCESS

# HSP and HSPFLEX ENROLLMENT PROCESS

## STEP 1: APPLY HERE



### SELECT YOUR PATH TO HIGH SCHOOL DUAL ENROLLMENT

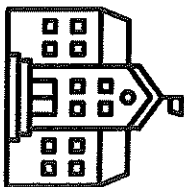
Students may participate in the dual enrollment program by submitting a High School Partnership or HSPFLEX enrollment form. HSP reserves seats in college courses for students who attend the following districts (and select Charter Schools): Chaffey Joint Union HS District, Chino Valley Unified School District, Fontana Unified School District, and Upland Unified School District

Scan QR Code to see  
HSP School List



## HIGH SCHOOL PARTNERSHIP (HSP)

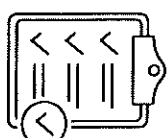
## ENROLLMENT PROCESS



2. Student submits HSP Enrollment Form

3. High school counselor approves.

**IMPORTANT:** Some courses may appear in the student portal before others. Prior to the start of the term log onto your student portal. Check into the course on the first day!





4. Dual Enrollment team reserves your course seat

5. Admissions & Records batch registers students.

\*Students must meet all eligibility and prerequisite requirements.


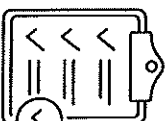
## HSPFLEX ENROLLMENT PROCESS



2. Student submits HSPFLEX Enrollment Form

3. High school counselor approves.

**IMPORTANT:** For registration support, contact Admissions & Records. Prior to the start of the term, log into your student portal. Check into the course on the first day!



4. Admissions & Records removes registration hold.

5. Students self-registers for approved course in student portal

\*Students must meet all eligibility and prerequisite requirements.



ONTARIO-MONTCLAIR SCHOOL DISTRICT  
SPECIAL EDUCATION LOCAL PLAN (SELPA) & EQUITY DIVISION  
IS PROUD TO PRESENT

# Stages of Child Development Parent Workshop 3-Part Series



**Register Now!**



**January 22, 2025  
at 5:00 pm**



**Part I: Building Blocks for Success: Understanding Developmental Stages and School Readiness**

Presenters: Dr. Alana Hughes-Hunter & Dr. Christina James

**February 26, 2025  
at 10:00 am**



**Part I: Building Blocks for Success: Understanding Developmental Stages and School Readiness**

Presenters: Dr. Alana Hughes-Hunter & Dr. Enrique Saldaña

**March 19, 2025  
at 5:00 pm**



**Part II: Connections that Count: Developing Social Skills and Emotional Resilience**

Presenters: Nelson Favela & Emily Winebrenner

**April 8, 2025  
at 10:00 am**



**Part III: The Power of Words: Encouraging Communication in Young Learners**

Presenters: Speech Language Pathologists



## Location

Linda Vista MPR  
1556 S Sultana Ave. Ontario, CA 91762

**Child Care and Spanish translation will  
be provided!**

If you have any questions or would like to register, please reach out to Paulina Mora:  
(909) 459-2500 ext. 10504 | [Paulina.Mora@omsd.net](mailto:Paulina.Mora@omsd.net)





PLAN LOCAL DE EDUCACIÓN ESPECIAL DE LA DIVISIÓN DE (SELPA) Y EQUIDAD  
DEL DISTRITO ESCOLAR DEL DISTRITO ESCOLAR ONTARIO-MONTCLAIR  
SE ENORGULLESE EN PRESENTARLES

## Etapas del Desarrollo Infantil Taller para padres en una serie de 3 partes



**¡Regístrese ahora!**



**22 de enero, 2025  
a las 5:00 pm**



**Parte I: Elementos Básicos para el Éxito: Comprensión de las  
Etapas de Desarrollo y la Preparación Escolar**  
Presentadoras: Dra. Alana Hughes-Hunter y Dra. Christina James

**26 de febrero, 2025  
a las 10:00 am**



**Parte I: Elementos Básicos para el Éxito: Comprensión de las  
Etapas de Desarrollo y la Preparación Escolar**  
Presentadores: Dra. Alana Hughes-Hunter y Dr. Enrique Saldaña

**19 de marzo, 2025  
a las 5:00 pm**



**Parte II: Conexiones que Cuentan: Desarrollo de Habilidades  
Sociales y Resiliencia Emocional**  
Presentadores: Nelson Favela y Emily Winebrenner

**8 de abril, 2025  
a las 10:00 am**



**Parte III: El Poder de las Palabras: Cómo Fomentar la  
Comunicación en los Estudiantes Jóvenes**  
Presentadores: Patólogos del Habla y Lenguaje



### Ubicación

Linda Vista MPR  
1556 S Sultana Ave. Ontario, CA 91762

**¡Se proporcionará cuidado de niños y  
traducción al español!**

Si tiene alguna pregunta o desea registrarse, comuníquese con Paulina Mora:  
(909) 459-2500 ext. 10504 | Paulina.Mora@omsd.net